



THE  
KITCHEN  
STORE

BRITISH COLLECTION  
MASTERCLASS - 2023







## *Contents*

Get The Look	9
Let's Talk About Colour	10
Glorious Greens	12
The Warm Palette	34
Blissful Blues	70
The Cool Palette	100
Ravishing Reds	128
Powerful Purples	144
The Signature Collection	156
The Living Collection	188
All Ranges And Colours	194
Handle Collection	204
Our Cabinetry	206

*Established 1975 and Made in the UK* 

We have come a long way since we started our journey almost 50 years ago and we are extremely proud of our heritage. What began as a one-man start up using second-hand machinery to manufacture furniture for friends and family, has now evolved into a successful second generation business, with an 80,000 sq. ft. factory and over 250 members of staff.

We believe that you shouldn't have to compromise when it comes to your dream kitchen, that's why our attention to detail and passion for what we do has helped shape our unique and quintessential range of furniture that we offer our customers today.



### *Award Winning Kitchens*

With over 16,000 different cabinet configurations and such a wide and varied range of furniture to choose from, it's no wonder we have picked up some awards along the way.

Choice is at the heart of every Masterclass kitchen design and with 24 ranges, 64 colours and 360 possible combinations to choose from, the journey to creating your dream kitchen begins here...

## *It Starts with a Conversation*

We only supply our furniture through a network of approved and appointed kitchen specialists, who have the knowledge and skills to ensure you get the very best from your Masterclass Kitchen.

They will ask you to complete a kitchen wish list to highlight all of the things you ideally want from your new kitchen, before creating a design that's right for you, your lifestyle and your budget. Masterclass Kitchens are individually manufactured for each and every one of our customers, so it is unique to you and your individual space.

Find your nearest showroom using our website.



## *Where Memories are Made*

The kitchen is so much more than just a place to cook. It has fast become the heart of the home and the hub of family life.

Whether it's enjoying breakfast on a sunny morning, relaxing with mid-afternoon tea, or catching up on the day's events sharing a meal with family and friends, your Masterclass Kitchen will create memories that will last a lifetime and we hope they will be good ones.

Don't forget to share your very best memories with us on social media.



The  
Connery

The *Signature* Collection  
**Cocktail Cabinet**  
IN TUSCAN WALNUT



The  
Hathaway

The *Signature* Collection  
**Kitchen Pantry**  
IN PORTLAND OAK





SPACETOWER

The *Signature* Collection

*Internal Drawer Larder*  
IN TUSCAN WALNUT



The *Signature* Collection

*Breakfast Dresser with Bi-Fold Doors*  
IN PORTLAND OAK

## The *Signature* Collection

Quintessentially Masterclass, The Signature Collection is so much more than a range of highly desirable and iconic pieces of furniture. It is a lifestyle choice, committed to giving you the best possible experience when selecting what goes into your new kitchen.

A range of innovative, design-led storage solutions that are not only practical but beautifully bespoke in appearance. Which one will be your favourite?





### *Get the look*

With ever changing trends and so many different things to take into consideration, we have carefully set out to create a brochure that is full of inspiration and design ideas, which will allow you to discover your dream kitchen.

To achieve your desired look, let us walk you through a variety of combinations that bring together colour, texture and design elements in ways that will set your kitchen apart. After all, we have spent nearly 50 years honing our craft and perfecting our range. Rest assured, you are in safe hands.

Within each colour palette, seamlessly move from classic shakers to modern flat slab-styled kitchens. You can then select the perfect storage and design features for your kitchen from the Signature & Living Collections at the back of the brochure.

## Let's talk about colour...

### CHOOSING YOUR PERFECT COLOUR, TEXTURE AND FINISH

We have created a diverse colour palette that allows you to reflect your personality within your new kitchen.

**Step 1** - Our Warm and Cool colour palettes offer you the perfect starting point for your journey. Choose to design a neutral scheme by mixing, matching or contrasting your favourite warm or cool colour tones, or alternatively, style your kitchen using your favourite base colour and add an accent colour, textured finish, or both to pack a punch.

**Step 2** - Be bold and embrace your favourite accent colour, which will add a real sense of flair and excitement into your design. It's a perfect way to personalise your new kitchen and ensure your kitchen stands out from the crowd.

**Step 3** - Finally, choose to add another dimension to the kitchen by introducing a textured element to the design such as stone, marble, timber or a metallic effect finish, which will add a real sense of glamour. A number of these are also available as matching work surfaces, splashbacks and upstands, as shown in the range finder at the back of the brochure.



## Step 1

Choose your base tone



## Step 2

Introduce an accent colour






# Step 3

Add some texture

## Striking Stones and Marbles




SILVER OXIDE



COPPER OXIDE




PORCELANA  
GOLD



PORCELANA  
SILVER



URBAN SUEDE



LEVANTE  
MARBLE



CARRARA  
MARBLE



ARCTIC FROST

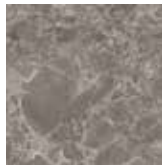


SILVER SHADOW



STORM CLOUD

## Striking Stones and Marbles




EARTH STONE



TRUFFLE PIETRA



MIDNIGHT  
PIETRA



RUSTIC LEATHER

## Magical Metallics



ALUMINIUM



TITANIUM



BRONZE



COPPER



BRASS

## Warming Woods



PORTLAND OAK



HENLEY OAK



DRIFTWOOD



TUSCAN  
WALNUT



HOXTON OAK



RECLAIMED  
OAK



WASHED OAK



MAYFIELD OAK



FARMHOUSE  
OAK



FLORENCE OAK

## Warming Woods




ALASKAN OAK




NATURAL OAK

# Explore... *Glorious Greens*


CURIOS ABOUT HOW TO MAKE THIS TRENDY HUE WORK FOR YOUR SPACE? LOOK NO FURTHER. THIS PALETTE PROVES THAT GREEN IS ONE OF THE MOST VERSATILE COLOUR OPTIONS THERE IS!




BISCUIT




SAGE GREEN



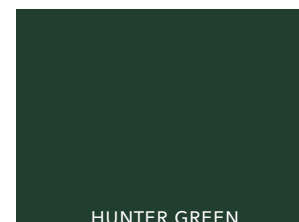
OLIVE



NEW FOREST



PINE GREEN



HUNTER GREEN





*Get the look...*

*Bloomsbury Sage Green*  
SILK PAINTED SLIM SHAKER DOOR

*Bloomsbury Olive*  
SILK PAINTED SLIM SHAKER DOOR

*Milano Carrara Marble*  
STONE EFFECT WORKTOP AND SPLASHBACK

*Portland Oak*  
CABINETS





*Classic Shaker*  
GLORIOUS GREENS



The *Signature* Collection  
*Wine Drawers*  
IN PORTLAND OAK

Get the look...

Bloomsbury Sage Green  
SILK PAINTED SLIM SHAKER DOOR

Bloomsbury Olive  
SILK PAINTED SLIM SHAKER DOOR

Milano Carrara Marble  
STONE EFFECT WORKTOP AND SPLASHBACK

Portland Oak  
CABINETRY





The *Signature* Collection  
*Breakfast Dresser with Bi-Fold Doors*  
IN PORTLAND OAK

Get the look...

Marlborough *Hunter Green*  
SILK PAINTED SHAKER DOOR

Marlborough *Farringdon Grey*  
SILK PAINTED SHAKER DOOR

Milano *Levante Marble*  
STONE EFFECT WORKTOP AND SPLASHBACK

Portland *Oak*  
CABINERY



The *Living* Collection  
*Side Table*  
IN MARLBOROUGH HUNTER GREEN



The *Signature* Collection

*French Mantle*

IN MARLBOROUGH HUNTER GREEN

Get the look...

*Kensington Pine Green*

PAINT EFFECT FIVE-PIECE SLIM SHAKER DOOR



*Kensington Light Grey*

PAINT EFFECT FIVE-PIECE SLIM SHAKER DOOR



*Milano Levante Marble*

STONE EFFECT WORKTOP AND SPLASHBACK

*Tuscan Walnut*  
CABINERY



MAGNASPACE

The *Signature* Collection

*Pull-Out*  
IN TUSCAN WALNUT



Get the look...

Hardwick New Forest  
ASH PAINTED SLIM SHAKER DOOR

Hardwick Highland Stone  
ASH PAINTED SLIM SHAKER DOOR

Milano Carrara Marble  
STONE EFFECT WORKTOP AND SPLASHBACK

Portland Oak  
CABINETY



The Signature Collection  
Crate Drawers  
IN PORTLAND OAK



The Signature Collection  
Wine Drawers  
IN PORTLAND OAK





*Get the look...*

*Hardwick New Forest*  
ASH PAINTED SLIM SHAKER DOOR

*Hardwick Highland Stone*  
ASH PAINTED SLIM SHAKER DOOR

*Milano Carrara Marble*  
STONE EFFECT WORKTOP AND SPLASHBACK

*Portland Oak*  
CABINETS



*Classic Shaker*  
GLORIOUS GREENS



*Get the look...*

*Sutton New Forest*  
SILK FLAT SLAB DOOR

*Lumina Highland Stone*  
HIGH GLOSS FLAT SLAB DOOR

*Milano Earth Stone*  
STONE EFFECT WORKTOP

*Ligna Florence Oak*  
WOOD EFFECT WORKTOP

*Metalix Copper*  
SPLASHBACK





*Get the look...*

*Oxwich New Forest*  
GRAINED PAINTED FLAT SLAB DOOR

*Oxwich Farrington Grey*  
GRAINED PAINTED FLAT SLAB DOOR

*Milano Truffle Pietra*  
STONE EFFECT WORKTOP



The *Signature* Collection

*Freestanding Island*  
IN OXWICH FARRINGTON GREY

*Modern Flat Slab*  
GLORIOUS GREENS



*Be Inspired by our Real Kitchens*

Take a look at how this customer used Glorious Green in their kitchen scheme. As seen in **Good Homes Magazine**.

Visit our website to see more inspirational Real Kitchens.



SPACETOWER

The *Signature* Collection

*Internal Drawer Larder*

IN TUSCAN WALNUT





*Solva*  
HUNTER GREEN

*Be Inspired by our Real Kitchens*

Take a look at how this customer used Glorious Green in their kitchen scheme. As seen in **Period Homes Magazine**.


Visit our website to see more inspirational Real Kitchens.





# Explore... *The Warm Palette*


THE WARM PALETTE IS THE PERFECT STARTING POINT TO CREATE A PLEASANT AND STYLISH DESIGN. MIX COLOURS SUCH AS HIGHLAND STONE AND LAVA TO CREATE A NEUTRAL, YET STRIKING LOOK WITHIN A STATEMENT TWO-TONE KITCHEN. ALTERNATIVELY, CHOOSE A BASE TONE AND THEN LAYER WITH ONE OF OUR MORE VIBRANT COLOURS AND ADD TEXTURE TO GIVE A BOLD, YET COHESIVE LOOK.



IVORY



HERITAGE GREY



HIGHLAND STONE



FARRINGDON GREY



SUNSET



STONE GREY



LAVA



BURNT UMBER





Get the look...

Hardwick *Lava*  
ASH PAINTED SLIM SHAKER DOOR

Hardwick *Highland Stone*  
ASH PAINTED SLIM SHAKER DOOR

Milano *Levante Marble*  
MARBLE EFFECT WORKTOP

Tuscan Walnut  
CABINERY



The  
Hathaway


The *Signature* Collection

*Kitchen Pantry*  
SLIMLINE, IN TUSCAN WALNUT



The *Signature* Collection

*Utensil Drawer*  
IN TUSCAN WALNUT



The *Signature* Collection

*Tuscan Walnut Drawers*  
FEATURING CUTLERY INSERT

*Classic Shaker*  
THE WARM PALETTE



Get the look...

*Hardwick Lava*  
ASH PAINTED SLIM SHAKER DOOR

*Hardwick Highland Stone*  
ASH PAINTED SLIM SHAKER DOOR

*Milano Levante Marble*  
MARBLE EFFECT WORKTOP

*Tuscan Walnut*  
CABINERY



The  
Connery

The *Signature* Collection  
*Cocktail Cabinet*  
IN TUSCAN WALNUT



*Classic Shaker*  
THE WARM PALETTE

The *Signature* Collection  
*Freestanding Island*  
IN HARDWICK HIGHLAND STONE

Get the look...



*Kensington Highland Stone*  
PAINT EFFECT FIVE-PIECE SLIM SHAKER DOOR



*Milano Levante Marble*  
MARBLE EFFECT WORKTOP

*Portland Oak*  
CABINERY



SPACETOWER

The *Signature* Collection  
*Internal Drawer Larder*  
SLIMLINE, IN PORTLAND OAK



Get the look...

*Carnegie Heritage Grey*  
ASH PAINTED SHAKER DOOR

*Carnegie Stone Grey*  
ASH PAINTED SHAKER DOOR

*Milano Arctic Frost*  
STONE EFFECT WORKTOP

*Tuscan Walnut*  
CABINERY



The  
Lansbury

The *Signature* Collection

*Corner Pantry*  
IN TUSCAN WALNUT



*Classic Shaker*  
THE WARM PALETTE



Get the look...



Padstow *Highland Stone*  
MATT FIVE-PIECE SHAKER DOOR



Milano *Earth Stone*  
STONE EFFECT WORKTOP



Portland *Oak*  
CABINERY



MAGNASPACE

The *Signature* Collection

*Pull-Out*  
IN PORTLAND OAK



*Classic Shaker*  
THE WARM PALETTE



*Get the look...*

*Solva Farrington Grey*  
ASH PAINTED SHAKER DOOR



*Solva Natural Oak*  
SOLID OAK SHAKER DOOR



*Milano Levante Marble*  
MARBLE EFFECT WORKTOP

*Portland Oak*  
CABINERY







Get the look...

Amalfi Sunset

SMOOTH LACQUERED FLAT SLAB DOOR



Madoc Reclaimed Oak

WOOD EFFECT FLAT SLAB DOOR



LINEA

The Signature Collection

1.6m Wide Drawers  
IN TUSCAN WALNUT

Tuscan Walnut  
CABINERY





*Get the look...*


*Sutton Burnt Umber*  
SILK FLAT SLAB DOOR



*Ligna Farmhouse Oak*  
WOOD EFFECT DOOR AND  
MATCHING WORKTOP




*Sutton Highland Stone*  
SILK FLAT SLAB DOOR



*Milano Arctic Frost*  
STONE EFFECT DOOR AND WORKTOP



*Metalix Bronze*  
SPLASHBACK



*Modern Flat Slab*  
THE WARM PALETTE



Get the look...

Hampton *Highland Stone*  
SILK PAINTED FLAT SLAB DOOR

Marlborough *Lava*  
SILK PAINTED SHAKER DOOR

Milano *Carrara Marble*  
MARBLE EFFECT WORKTOP

Portland *Oak*  
CABINETRY



The *Living* Collection  
**Sideboard**  
MARLBOROUGH LAVA WITH PORTLAND OAK



The *Living* Collection  
**Tall Dresser**  
MARLBOROUGH LAVA WITH PORTLAND OAK

*Modern Flat Slab*  
THE WARM PALETTE



*Get the look...*


*Lumina Highland Stone*  
HIGH GLOSS FLAT SLAB DOOR



*Milano Truffle Pietra*  
STONE EFFECT FLAT SLAB DOOR



*Madoc Driftwood*  
WOOD EFFECT FLAT SLAB DOOR



*Milano Arctic Frost*  
STONE EFFECT WORKTOP





*Modern Flat Slab*  
THE WARM PALETTE



*Get the look...*

*Sutton Highland Stone*  
SILK FLAT SLAB DOOR

*Madoc Henley Oak*  
WOOD EFFECT FLAT SLAB DOOR

*Milano Rustic Leather*  
STONE EFFECT WORKTOP

*Metalix Brass*  
SPLASHBACK



The *Signature* Collection  
*Sliding Door Cabinet*  
IN MADOC HENLEY OAK



*Under Cabinet Lighting*  
IN MADOC HENLEY OAK

*Modern Flat Slab*  
THE WARM PALETTE



*Get the look...*

*Sutton Farringdon Grey*  
SILK FLAT SLAB DOOR



*Madoc Reclaimed Oak*  
WOOD EFFECT FLAT SLAB DOOR



*Milano Arctic Frost*  
STONE EFFECT WORKTOP



*Modern Flat Slab*  
THE WARM PALETTE



*Get the look...*

*Sutton Farringdon Grey*  
SILK FLAT SLAB DOOR

*Madoc Hoxton Oak*  
WOOD EFFECT FLAT SLAB DOOR

*Milano Arctic Frost*  
STONE EFFECT DOOR AND WORKTOP

*Ligna Florence Oak*  
WOOD EFFECT WORKTOP AND  
FLOATING SHELVING

*Metalix Brass*  
SPLASHBACK



The *Signature* Collection

*Wall Cabinets with Bi-Fold Doors*  
IN SUTTON FARRINGDON GREY



*Get the look...*

*Sutton Farringdon Grey*  
SILK FLAT SLAB DOOR

*Madoc Hoxton Oak*  
WOOD EFFECT FLAT SLAB DOOR

*Milano Arctic Frost*  
STONE EFFECT WORKTOP

*Tuscan Walnut*  
CABINERY



The *Signature* Collection

*Bar Dresser with Bi-Fold Doors*  
IN TUSCAN WALNUT





The Signature Collection

*Breakfast Dresser with Bi-Fold Doors*

IN TUSCAN WALNUT



The Signature Collection

*Display Dresser with Bi-Fold Doors*

IN TUSCAN WALNUT

*Get the look...*

*Madoc Hoxton Oak*  
WOOD EFFECT FLAT SLAB DOOR

*Milano Arctic Frost*  
STONE EFFECT WORKTOP

*Tuscan Walnut*  
CABINERY





The *Signature* Collection

*Tall Larder with Bi-Fold Doors*  
IN MADOC HOXTON OAK

*Get the look...*

*Madoc Urban Suede*  
STONE EFFECT FLAT SLAB DOOR

*Metalix Bronze*  
SPLASHBACK

*Ligna Mayfield Oak*  
FLOATING SHELVING



*Modern Flat Slab*  
THE WARM PALETTE



*Be Inspired by our Real Kitchens*

Take a look at how this customer used The Warm Palette in their kitchen scheme.

Visit our website to see more inspirational Real Kitchens.






*Modern Flat Slab*  
THE WARM PALETTE



*Ashbourne Lava and Farringdon Grey*  
FEATURING TORUS PLINTH AND PORTLAND OAK CABINERY

# Explore... *Blissful Blues*

PERFECT WHEN USED AS AN ACCENT, BLISSFUL BLUES CAN ADD DRAMA WHEN MIXED WITH WOODGRAIN AND STONE FINISHES, SUCH AS LIGNA AND MILANO. ENHANCE THE NATURAL APPEAL OF A PROPERTY BY OPTING FOR WINDSOR BLUE, OXFORD BLUE OR MOONLIGHT BLUE AND REALLY MAKE A STATEMENT!







Get the look...

*Hatfield Moonlight Blue*  
PAINT EFFECT CLASSIC SHAKER DOOR

*Hatfield Highland Stone*  
PAINT EFFECT CLASSIC SHAKER DOOR

*Milano Arctic Frost*  
STONE EFFECT WORKTOP WITH  
MATCHING UPSTANDS

*Portland Oak*  
CABINETS

*Ligna Mayfield Oak*  
WOOD EFFECT WORKTOP



The *Signature* Collection  
*Crate Drawers*  
IN PORTLAND OAK



Get the look...

Hatfield *Moonlight Blue*  
PAINT EFFECT CLASSIC SHAKER DOOR

Hatfield *Highland Stone*  
PAINT EFFECT CLASSIC SHAKER DOOR

Milano *Arctic Frost*  
STONE EFFECT WORKTOP WITH  
MATCHING UPSTANDS

Portland *Oak*  
CABINERY

Ligna *Mayfield Oak*  
WOOD EFFECT WORKTOP



The *Signature* Collection  
*Crate Larder*  
IN PORTLAND OAK



The *Signature* Collection  
*Plate Rack and Wine Rack Insert*  
IN PORTLAND OAK



The *Signature* Collection  
*French Mantle*  
IN HIGHLAND STONE

*Classic Shaker*  
BLISSFUL BLUES

The  
Lansbury

The *Signature* Collection

*Corner Pantry*  
IN PORTLAND OAK

Get the look...

*Solva Coastal Mist*  
ASH PAINTED SHAKER DOOR

*Solva Scots Grey*  
ASH PAINTED SHAKER DOOR

*Milano Levante Marble*  
MARBLE EFFECT WORKTOP

*Ligna Mayfield Oak*  
WOOD EFFECT WORKTOP



MAGNASPACE

The *Signature* Collection

*Pull-Out*  
IN PORTLAND OAK



Get the look...

*Solva Coastal Mist*  
ASH PAINTED SHAKER DOOR

*Solva Scots Grey*  
ASH PAINTED SHAKER DOOR

*Milano Levante Marble*  
MARBLE EFFECT WORKTOP

*Ligna Mayfield Oak*  
WOOD EFFECT WORKTOP



The  
Connery

The *Signature* Collection

*Cocktail Cabinet*  
IN PORTLAND OAK






The Signature Collection  
*Prep Island*  
IN SOLVA SCOTS GREY

*Get the look...*

*Padstow Moonlight Blue*  
MATT FIVE-PIECE SHAKER DOOR



*Milano Carrara Marble*  
MARBLE EFFECT WORKTOP



*Tuscan Walnut*  
CABINERY



The  
**Hathaway**

The *Signature* Collection

*Kitchen Pantry*  
IN TUSCAN WALNUT

*Classic Shaker*  
BLISSFUL BLUES



Get the look...

Ashbourne Windsor Blue  
ASH PAINTED SHAKER DOOR

Ashbourne White  
ASH PAINTED SHAKER DOOR

Milano Carrara Marble  
MARBLE EFFECT WORKTOP

Portland Oak  
CABINERY



The  
Hathaway

The *Signature* Collection

*Kitchen Pantry*  
IN PORTLAND OAK



The *Signature* Collection

*Chef's Table with Wine Rack Insert*

IN ASHBOURNE WINDSOR BLUE AND PORTLAND OAK


Get the look...

Hardwick Oxford Blue  
ASH PAINTED SLIM SHAKER DOOR

Hardwick Farrington Grey  
ASH PAINTED SLIM SHAKER DOOR

Milano Levante Marble  
MARBLE EFFECT WORKTOP AND UPSTAND

Portland Oak  
CABINETY





The *Signature* Collection  
*Freestanding Island*  
IN HARDWICK OXFORD BLUE

*Get the look...*

*Hardwick Oxford Blue*  
ASH PAINTED SLIM SHAKER DOOR

*Portland Oak*  
CABINETY





*Classic Shaker*  
BLISSFUL BLUES



The *Signature* Collection

*The Boot Room*

IN HARDWICK OXFORD BLUE WITH PORTLAND OAK

Get the look...

Marlborough *Coastal Mist*  
SILK PAINTED SHAKER DOOR

Marlborough *White*  
SILK PAINTED SHAKER DOOR

Milano *Arctic Frost*  
STONE EFFECT WORKTOP

Portland *Oak*  
CABINETS



The *Signature* Collection  
*Alcove Bookshelf*  
IN PORTLAND OAK AND COASTAL MIST





The *Signature* Collection  
*Chef's Table*  
IN MARLBOROUGH COASTAL MIST

*Get the look...*

*Sutton Heather Slate*  
SILK FLAT SLAB DOOR

*Milano Carrara Marble*  
MARBLE EFFECT WORKTOP AND  
MATCHING SPLASHBACK

*Sutton Scots Grey*  
SILK FLAT SLAB DOOR

*Ligna Mayfield Oak*  
WOOD EFFECT WORKTOP

*Metalix Brass*  
SPLASHBACK AND MATCHING HANDLES





*Get the look...*

*Roma Oxford Blue*  
SILK PAINTED J-PULL DOOR

*Roma Scots Grey*  
SILK PAINTED J-PULL DOOR

*Milano Silver Shadow*  
STONE EFFECT WORKTOP

*Ligna Mayfield Oak*  
WOOD EFFECT SHELVING





*Get the look...*

*Sutton Heather Slate*  
SILK FLAT SLAB DOOR



*Lumina Scots Grey*  
HIGH GLOSS FLAT SLAB DOOR



*Milano Levante Marble*  
MARBLE EFFECT WORKTOP AND  
MATCHING SPLASHBACK



*Ligna Washed Oak*  
WOOD EFFECT FLAT SLAB DOOR

*Metalix Aluminium*  
SPLASHBACK AND MATCHING HANDLES





*Be Inspired by our Real Kitchens*

Take a look at how this customer used Blissful Blues in their kitchen scheme.

Visit our website to see more inspirational Real Kitchens.

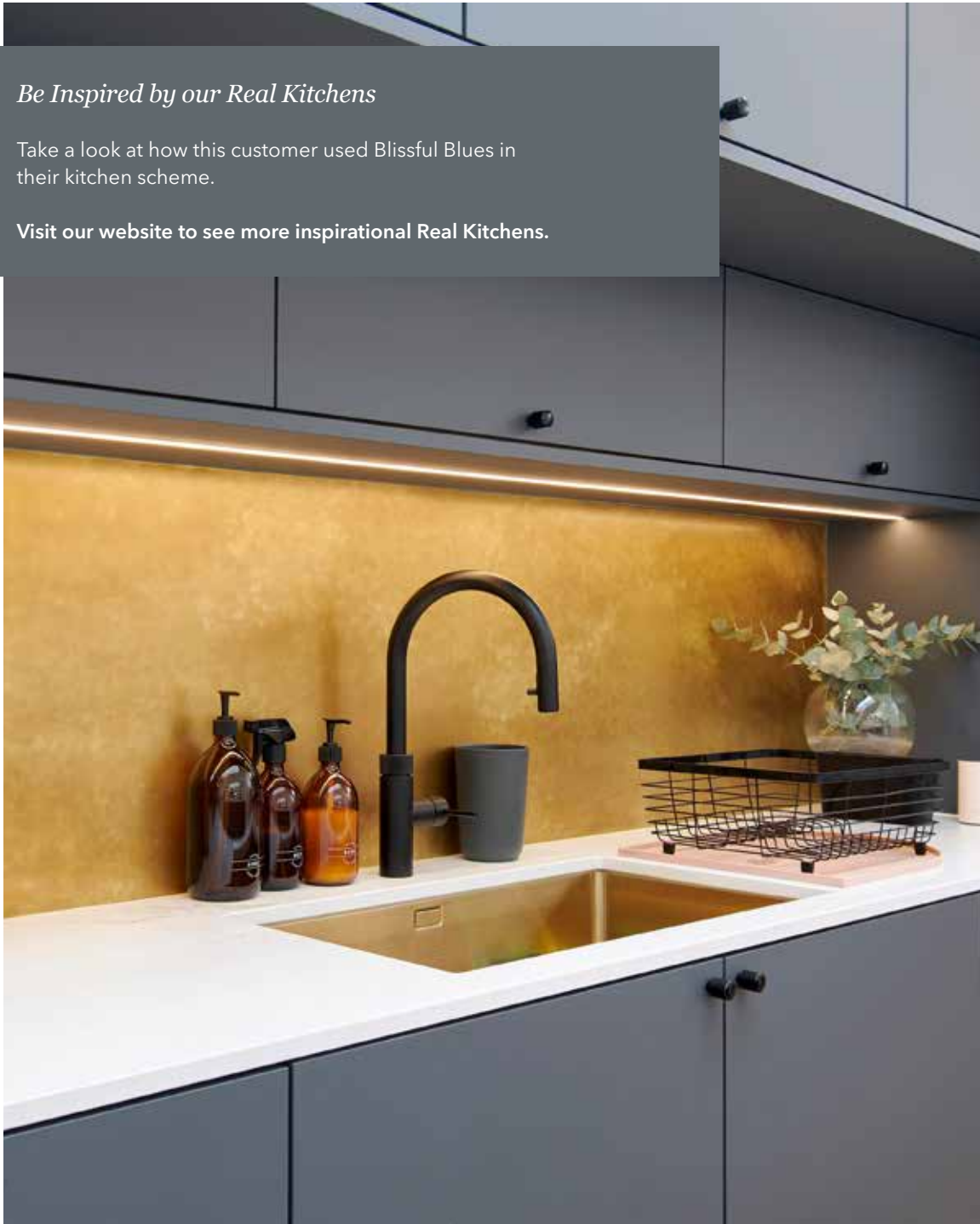




*Be Inspired by our Real Kitchens*

Take a look at how this customer used Blissful Blues in their kitchen scheme.

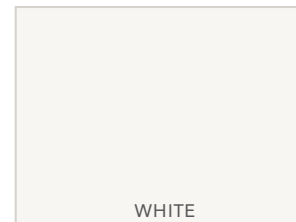
Visit our website to see more inspirational Real Kitchens.



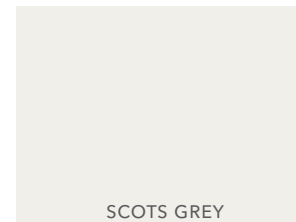


# Explore... *The Cool Palette*


THE COOL PALETTE IS FABULOUSLY VERSATILE AND LENDS ITSELF TO MANY DIFFERENT LOOKS. MAKE A REAL STATEMENT AND CHOOSE TO GO SUPER DARK OR CONSIDER SCOTS GREY, MIXED WITH A TEXTURED FINISH SUCH AS MILANO LEVANTE MARBLE, FOR A CALM AND COOL IMPACT!



WHITE




SCOTS GREY




LIGHT GREY



DUST GREY



GRAPHITE



ONYX





Get the look...

Marlborough *Dust Grey*  
SILK PAINTED SHAKER DOOR

Marlborough *Light Grey*  
SILK PAINTED SHAKER DOOR

Milano *Carrara Marble*  
MARBLE EFFECT WORKTOP

Portland *Oak*  
CABINETY



The *Signature* Collection  
*Portland Oak Drawers*  
FEATURING A CUTLERY INSERT



VELABIN  
The *Signature* Collection  
*Integrated Bin System*  
IN PORTLAND OAK



The *Signature* Collection  
*Chef's Table*  
IN MARLBOROUGH LIGHT GREY





*Get the look...*

*Ashbourne Dust Grey*  
ASH PAINTED SHAKER DOOR

*Ashbourne Light Grey*  
ASH PAINTED SHAKER DOOR

*Ligna Mayfield Oak*  
WOOD EFFECT WORKTOP





*Get the look...*

*Sutton Light Grey*  
SILK FLAT SLAB DOOR

*Ligna Alaskan Oak*  
WOOD EFFECT FLAT SLAB DOOR  
AND MATCHING WORKTOP

*Milano Storm Cloud*  
STONE EFFECT WORKTOP

*Metalix Titanium*  
SPLASHBACK AND MATCHING HANDLES





*Get the look...*

*Lumina Graphite*  
HIGH GLOSS FLAT SLAB DOOR



*Milano Midnight Pietra*  
STONE EFFECT FLAT SLAB DOOR



*Milano Arctic Frost*  
STONE EFFECT WORKTOP



*Portland Oak*  
WINE RACK OPEN SHELVING





LINEA

The *Signature* Collection

*2m Wide Drawers*

IN LUMINA GRAPHITE

*Get the look...*

*Larna Scots Grey*  
PAINT EFFECT FLAT SLAB DOOR

*Sutton Dust Grey*  
SILK FLAT SLAB DOOR

*Milano Levante Marble*  
MARBLE EFFECT WORKTOP








*Get the look...*

*Amalfi Onyx*

SMOOTH LACQUERED FLAT SLAB DOOR




*Deco Porcelana Silver*

STONE EFFECT FLAT SLAB DOOR



*Milano Levante Marble*

MARBLE EFFECT WORKTOP



*Modern Flat Slab*  
THE COOL PALETTE

LINEA

The *Signature* Collection  
*2m Wide Drawers*  
IN AMALFI ONYX

Get the look...

*Amalfi Onyx*

SMOOTH LACQUERED FLAT SLAB DOOR

*Milano Midnight Pietra*

STONE EFFECT WORKTOP

*Portland Oak*

CABINETS



The *Signature* Collection

*Internal Divider for Ironing Board Storage*

IN PORTLAND OAK



*Modern Flat Slab*  
THE COOL PALETTE



*Get the look...*

*Larna Scots Grey*  
PAINT EFFECT FLAT SLAB DOOR

*Larna Graphite*  
PAINT EFFECT FLAT SLAB DOOR

*Madoc Tuscan Walnut*  
WOOD EFFECT FLAT SLAB DOOR

*Milano Carrara Marble*  
MARBLE EFFECT WORKTOP



*Modern Flat Slab*  
THE COOL PALETTE



*Get the look...*

*Roma Light Grey*  
SILK PAINTED J-PULL DOOR

*Roma White*  
SILK PAINTED J-PULL DOOR

*Milano Rustic Leather*  
STONE EFFECT WORKTOP AND SPLASHBACK

*Tuscan Walnut*  
CABINERY





The *Signature* Collection  
*Open Shelving*  
IN TUSCAN WALNUT

*Get the look...*

*Italia White*  
HIGH GLOSS J-PULL DOOR

*Italia Light Grey*  
HIGH GLOSS J-PULL DOOR


*Milano Levante Marble*  
MARBLE EFFECT WORKTOP





Get the look...

*Lumina Light Grey*  
HIGH GLOSS FLAT SLAB DOOR



*Milano Storm Cloud*  
STONE EFFECT FLAT SLAB DOOR



*Milano Levante Marble*  
MARBLE EFFECT WORKTOP AND SPLASHBACK



The *Signature* Collection

*Mirror Plinth*



*Be Inspired by our Real Kitchens*

Take a look at how this customer used The Cool Palette in their kitchen scheme.

Visit our website to see more inspirational Real Kitchens.



*Modern Flat Slab*  
THE COOL PALETTE



*Be Inspired by our Real Kitchens*

Take a look at how this customer used The Cool Palette in their kitchen scheme. As seen in **Country Homes and Interiors Magazine**.

Visit our website to see more inspirational Real Kitchens.








# Explore... *Ravishing Reds*

CONSIDER A SOFT SHADE THAT EXUDES WARMTH, SUCH AS AUTUMN BLUSH, OR GO FOR SOMETHING COMPLETELY DIFFERENT AND OPT FOR A HINT OF CLARET TO ADD A SPLASH OF WARM COLOUR TO YOUR NEW KITCHEN SCHEME.





Get the look...

Bloomsbury Vintage Rose  
SILK PAINTED SLIM SHAKER DOOR

Milano Levante Marble  
MARBLE EFFECT WORKTOP

Portland Oak  
CABINERY



The *Signature* Collection

*Internal Divider for Ironing Board Storage*  
IN PORTLAND OAK



*Get the look...*

*Solva Vintage Rose*  
ASH PAINTED SHAKER DOOR

*Solva Graphite*  
ASH PAINTED SHAKER DOOR

*Solva Scots Grey*  
ASH PAINTED SHAKER DOOR

*Milano Levante Marble*  
MARBLE EFFECT WORKTOP



The *Signature* Collection  
*Freestanding Island*  
IN SOLVA VINTAGE ROSE

*Classic Shaker*  
RAVISHING REDS



The *Signature* Collection  
*Freestanding Island*  
IN SOLVA VINTAGE ROSE

*Get the look...*

*Sherborne Claret*  
ASH PAINTED SHAKER DOOR

*Sherborne Scots Grey*  
ASH PAINTED SHAKER DOOR

*Milano Silver Shadow*  
STONE EFFECT WORKTOP

*Portland Oak*  
CABINETS

*Classic Shaker*  
RAVISHING REDS





*Get the look...*

*Carnegie Claret*  
ASH PAINTED SHAKER DOOR

*Carnegie Scots Grey*  
ASH PAINTED SHAKER DOOR

*Milano Arctic Frost*  
STONE EFFECT WORKTOP

*Portland Oak*  
CABINETS

*Classic Shaker*  
RAVISHING REDS



Get the look...

*Sutton Autumn Blush*  
SILK FLAT SLAB DOOR

*Sutton Highland Stone*  
SILK FLAT SLAB DOOR

*Deco Copper Oxide*  
STONE EFFECT FLAT SLAB DOOR

*Milano Arctic Frost*  
STONE EFFECT WORKTOP



LINEA

The *Signature* Collection

*Wide Wall Cabinets*

SHOWING BI-FOLD AND LIFT-UP OPTIONS



*Modern Flat Slab*  
RAVISHING REDS



Get the look...

Hampton *Vintage Rose*  
SILK PAINTED FLAT SLAB DOOR

Hampton *Scots Grey*  
SILK PAINTED FLAT SLAB DOOR

Milano *Levante Marble*  
MARBLE EFFECT WORKTOP

Ligna *Mayfield Oak*  
OPEN SHELVING



The  
Connery

The *Signature* Collection

*Cocktail Cabinet*

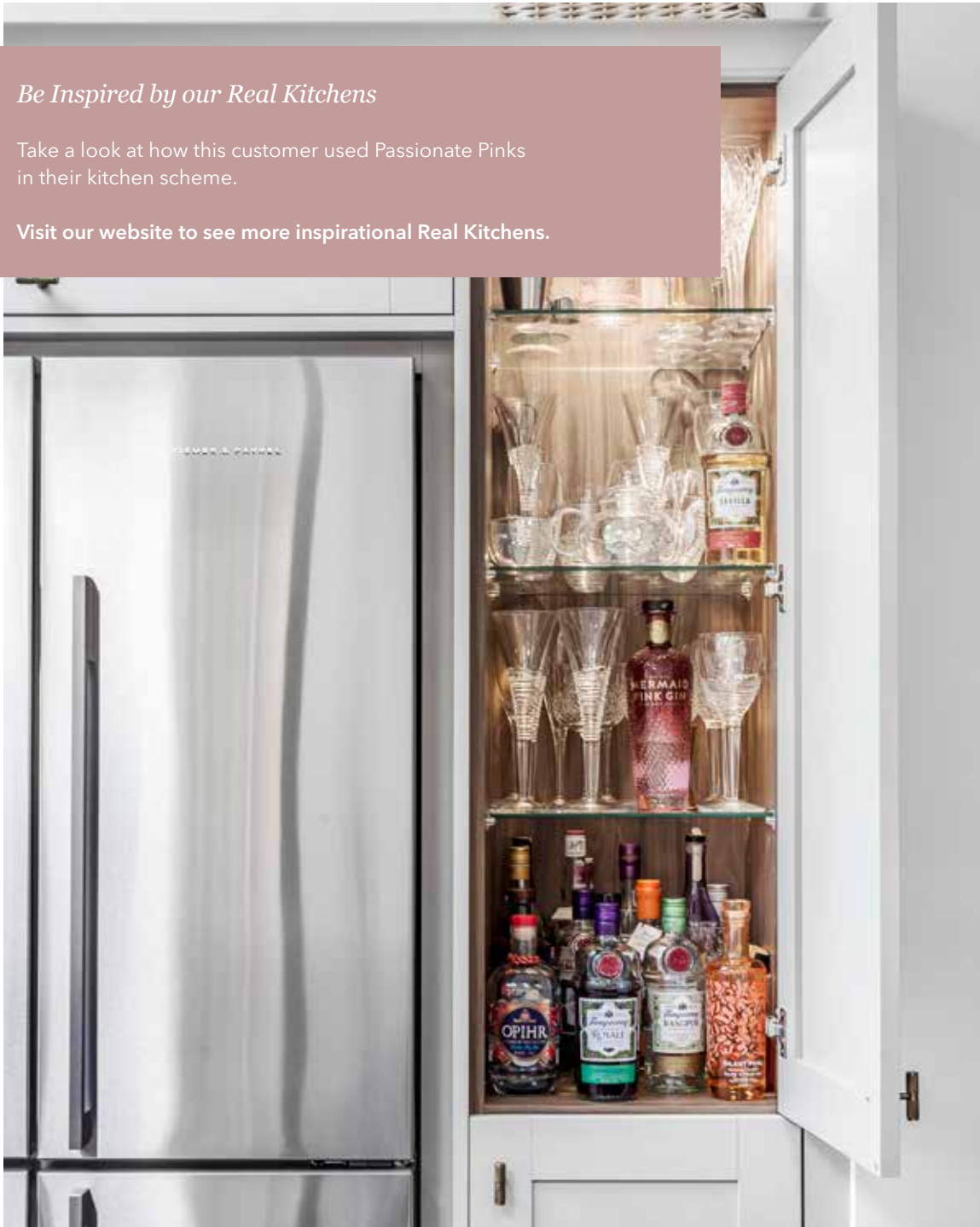
WITH ANTHRACITE LINEN DRAWERS



*Be Inspired by our Real Kitchens*

Take a look at how this customer used Passionate Pinks in their kitchen scheme.

Visit our website to see more inspirational Real Kitchens.






*Hardwick*

VINTAGE ROSE AND FARRINGTON GREY WITH TUSCAN WALNUT CABINTRY

*Be Inspired by our Real Kitchens*

Take a look at how this customer used Passionate Pinks in their kitchen scheme. As seen in **Good Homes Magazine**.

Visit our website to see more inspirational Real Kitchens.








*H Line Sutton*  
AUTUMN BLUSH AND WHITE WITH BIRCH PLY EDGE

# Explore... *Powerful Purples*

INJECT PERSONALITY INTO YOUR DESIGN BY CONSIDERING WISTERIA OR MULBERRY. THE PERFECT COMBINATION TO WARM OR COOL GREYS. POWERFUL PURPLES ARE A COMFORTING YET SUBTLE TONE THAT WILL ADD CHARM AND A BIT OF FUN TO YOUR NEW KITCHEN.



WISTERIA



MULBERRY





Get the look...

Ashbourne Mulberry  
ASH PAINTED SHAKER DOOR

Ashbourne Graphite  
ASH PAINTED SHAKER DOOR

Milano Midnight Pietra  
STONE EFFECT WORKTOP

Tuscan Walnut  
CABINERY



MAGNASPACE

The Signature Collection

Pull-Out  
IN TUSCAN WALNUT





*Get the look...*

*Hardwick Mulberry*  
ASH PAINTED SLIM SHAKER DOOR



*Hardwick Wisteria*  
ASH PAINTED SLIM SHAKER DOOR



*Hardwick Light Grey*  
ASH PAINTED SLIM SHAKER DOOR

*Milano Carrara Marble*  
MARBLE EFFECT WORKTOP

*Classic Shaker*  
POWERFUL PURPLES



Get the look...

Sherborne *Mulberry*  
ASH PAINTED SHAKER DOOR



Sherborne *Highland Stone*  
ASH PAINTED SHAKER DOOR



Milano *Midnight Pietra*  
STONE EFFECT WORKTOP

Tuscan *Walnut*  
CABINERY





*Classic Shaker*  
POWERFUL PURPLES



Get the look...

Hampton Mulberry  
SILK FLAT SLAB PAINTED DOOR



The Living Collection  
Hampton Mulberry  
COFFEE TABLE

Hampton Farringdon Grey  
SILK FLAT SLAB PAINTED DOOR



Milano Truffle Pietra  
STONE EFFECT WORKTOP



The *Signature* Collection  
*Freestanding Island*  
IN HAMPTON FARRINGTON GREY

Get the look...

Melrose Wisteria  
INFRAME EFFECT FLAT SLAB DOOR



Melrose Lava  
INFRAME EFFECT FLAT SLAB DOOR



Milano Carrara Marble  
MARBLE EFFECT WORKTOP AND SPLASHBACK

The Signature Collection  
Freestanding Island  
IN MELROSE WISTERIA







## The *Signature* Collection

### *Beauty is more than skin deep*

Quintessentially Masterclass, The Signature Collection is so much more than a range of highly desirable and iconic pieces of furniture. It is a lifestyle choice, committed to giving you the best possible experience when selecting what goes into your new kitchen.

A range of innovative and iconic, design-led storage solutions that are not only practical but beautifully bespoke in appearance. Which one will be your favourite?

The  
Connery

*The Cocktail Cabinet*

The Connery evokes a sense of glamour and occasion. A timeless feature and a jewel of the kitchen, the cocktail cabinet will always be a true classic.

- ✓ Perfect for the committed cocktail connoisseur and party host
- ✓ Included internal lighting, as standard
- ✓ 1970mm height option

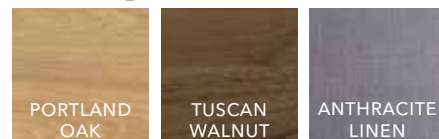


✓ Lifetime guarantee on all Blum moving parts

*Width Options*

500MM (SLIMLINE)	600MM (SLIMLINE)	
800MM	900MM	1000MM

*Colour Options*



THE CONNERY IN TUSCAN WALNUT AND ANTHRACITE LINEN





THE CONNERY, SLIMLINE, IN PORTLAND OAK



THE CONNERY IN TUSCAN WALNUT

The  
Hathaway

*The Chef's Pantry*

A quintessential storage feature that can be personalised to your needs, The Hathaway will quickly become your best friend in the kitchen.

- ✓ Perfect for the keen chef that needs all their store cupboard essentials in one easy-to-reach space
- ✓ 1970mm and 2150mm height options



✓ Lifetime guarantee on all Blum moving parts

*Width Options*

400MM (SLIMLINE)	500MM (SLIMLINE)	600MM (SLIMLINE)
800MM	1000MM	1200MM

*Colour Options*



THE HATHAWAY IN TUSCAN WALNUT



THE HATHAWAY, SLIMLINE, IN TUSCAN WALNUT



The  
Lansbury

*The Corner Pantry*

A twist on the classic corner pantry, The Lansbury is a stand-out feature that will assist you with all of your organisational needs.

- ✓ Perfect for a busy lifestyle that requires maximum storage space
- ✓ Consider your perfect walk-in pantry available in all of our cabinet colour options to match your kitchen design perfectly
- ✓ Included internal lighting, as standard



- ✓ Lifetime guarantee on all Blum moving parts

*Height Options*

1970MM	2150MM
--------	--------

*Colour Options*

11 CABINET COLOURS
--------------------



THE LANSBURY IN PORTLAND OAK



THE LANSBURY IN TUSCAN WALNUT



THE LANSBURY IN PORTLAND OAK

**SPACETOWER**

*Internal Drawer Larder*

If you want the ultimate kitchen storage, look no further than SpaceTower. One of the main benefits is the easy access from every angle – you can reach every item with complete ease. Perfect for the modest kitchen that needs to maximise storage space.

- ✓ Included internal lighting, as standard
- ✓ 1825mm, 1970mm, 2150mm height options

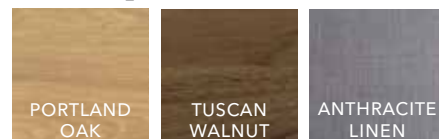


- ✓ Lifetime guarantee on all Blum moving parts

*Width Options*

300MM (SLIMLINE)	400MM (SLIMLINE)	500MM (SLIMLINE)
600MM (SLIMLINE)	800MM	900MM
1000MM		

*Colour Options*



SPACETOWER IN TUSCAN WALNUT



SPACETOWER, SLIMLINE, IN PORTLAND OAK



SPACETOWER IN TUSCAN WALNUT

MAGNASPACE

*The Pull-Out Larder*

A storage system that is strong, versatile and flexible. MagnaSpace will carry vastly more weight than alternative wirework systems and suit the needs of the most demanding of spaces and the most discerning of customers.

- ✓ Perfect for the meticulous organiser who desires all their essentials to be in one, easy to reach place
- ✓ 1250mm, 1825mm, 1970mm, 2150mm tall height options

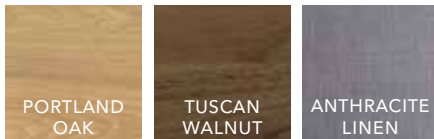


✓ Lifetime guarantee on all Blum moving parts

*Base and Tall Width Options*

150MM (BASE ONLY)	300MM	400MM
500MM	600MM	

*Colour Options*



MAGNASPACE, BASE PULL-OUT, IN PORTLAND OAK WITH UP TO 40KG OF STORAGE



MAGNASPACE, BASE PULL-OUT, IN TUSCAN WALNUT WITH UP TO 80KG OF STORAGE





MAGNASPACE, MID-HEIGHT PULL-OUT, IN PORTLAND OAK WITH UP TO 140KG OF STORAGE



MAGNASPACE, TALL PULL-OUT, IN ANTHRACITE LINEN WITH UP TO 210KG OF STORAGE



MAGNASPACE, TALL PULL-OUT, IN TUSCAN WALNUT WITH UP TO 210KG OF STORAGE

LINEA

LINEAPLUS

### Widest Drawer and Wall Units

Create a stunning modern design with our widest ever cabinets. Available up to 2 meters wide, Linea base and lift up wall cabinets allow you to create an individual stand out design within your kitchen. LineaPlus are the widest, deepest drawers on the market. They have to be seen to be believed!

✓ Available ranges: Amalfi, Deco, Hampton, Larna, Ligna, Lumina, Madoc, Melrose, Sutton. *Metalix and Milano* are available up to 1.2m wide

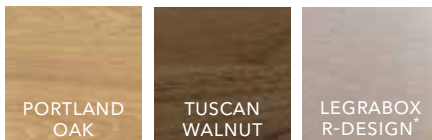


✓ Lifetime guarantee on Blum all moving parts

### Width Options

1200MM	1600MM	1800MM
2000MM		

### Linea Drawer Box Options



\*INCLUDING LINEAPLUS



LINEAPLUS IN LEGRABOX R-DESIGN WITH 140KG WEIGHT CAPACITY



LINEA IN TUSCAN WALNUT



LINEAPLUS IN LEGRABOX R-DESIGN WITH 140KG WEIGHT CAPACITY



LEFT OPEN WALL CABINET: LINEA BI-FOLD WALL CABINETS. RIGHT OPEN WALL CABINET: LINEA LIFT UP WALL CABINETS

VELABIN

*Integrated Bin System*

The VelaBin is sure to make light work of your kitchen waste. Featuring an efficient carbon bio filter lid\* that prevents any unwanted odours from escaping and the beautiful finish means that there is no unsightly wirework to be seen.

- ✓ Perfect for the waste conscious household
- ✓ Boasts the heaviest load and largest capacity on the market



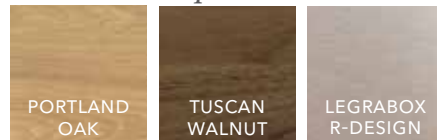
✓ Lifetime guarantee on all moving parts

\*Not available as standard with the 600mm 64L bin system.

*Width Options*

400MM	500MM	600MM
600MM (EXTRA DEEP)	700MM	800MM

*Drawer Box Options*



VELABIN, 600MM WIDE, IN LEGRABOX R-DESIGN. 64L OF WASTE STORAGE WITH 49L OF ADDITIONAL CABINET STORAGE AND 70KG WEIGHT CAPACITY.



VELABIN, 600MM WIDE AND 650MM DEEP, IN PORTLAND OAK. 72L OF WASTE STORAGE AND 47L OF ADDITIONAL CABINET STORAGE. INCLUDING A CARBON BIO FILTER LID AND 70KG WEIGHT CAPACITY.



VELABIN, 700MM WIDE, IN LEGRABOX R-DESIGN. 80L OF WASTE STORAGE WITH 68L OF ADDITIONAL CABINET STORAGE. INCLUDING A CARBON BIO FILTER LID AND 70KG WEIGHT CAPACITY.



VELABIN, 700MM WIDE, IN TUSCAN WALNUT. 80L OF WASTE STORAGE WITH 68L OF ADDITIONAL CABINET STORAGE. INCLUDING A CARBON BIO FILTER LID AND 70KG WEIGHT CAPACITY.



VELABIN, 800MM WIDE, TWO DRAWER FRONT IN PORTLAND OAK. 104L WASTE STORAGE AND 42L OF ADDITIONAL CABINET STORAGE. INCLUDING A CARBON BIO FILTER LID AND 70KG WEIGHT CAPACITY.

### The Breakfast Dresser

The key features you must know about our breakfast dresser:

- ✓ Integrated drawer for coffee pods, teaspoons, teabags and other morning essentials
- ✓ Enough space to include your favourite coffee machine
- ✓ Hook your favourite mugs and cups into place, so they are always accessible
- ✓ 340mm deep
- ✓ Included internal lighting, as standard
- ✓ Bi-fold doors



- ✓ Lifetime guarantee on all Blum moving parts

### Height Options

**1210MM**  
FOR 40MM  
WORKTOPS

**1220MM**  
FOR 30MM  
WORKTOPS

**1230MM**  
FOR 20MM  
WORKTOPS

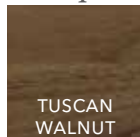

**1250MM**  
FOR  
STANDALONE  
USE

### Width Options

**600MM**  
WITH TWO  
BI-FOLD  
DOORS

**1200MM**  
WITH FOUR  
BI-FOLD  
DOORS

### Cabinet Colour Options



The Signature Collection

The Breakfast Dresser



### The Bar Dresser

The key features you must know about our bar dresser:

- ✓ Two-tier bottle shelves, perfect for displaying your favourite drinks
- ✓ Hanging wine glass storage
- ✓ Mirrored-effect back and glass shelf
- ✓ 340mm deep
- ✓ Included internal lighting, as standard
- ✓ Bi-fold doors



✓ Lifetime guarantee on all Blum moving parts

### Height Options

**1210MM**  
FOR 40MM  
WORKTOPS

**1220MM**  
FOR 30MM  
WORKTOPS

**1230MM**  
FOR 20MM  
WORKTOPS

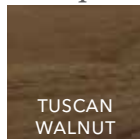

**1250MM**  
FOR  
STANDALONE  
USE

### Width Options

**600MM**  
WITH TWO  
BI-FOLD  
DOORS

**1200MM**  
WITH FOUR  
BI-FOLD  
DOORS

### Cabinet Colour Options





The *Signature* Collection

### The Display Dresser

The key features you must know about our display dresser:

- ✓ Three glass shelves
- ✓ Mirrored-effect back
- ✓ 340mm deep
- ✓ Included internal spot lighting, as standard
- ✓ Bi-fold doors



- ✓ Lifetime guarantee on all Blum moving parts

### Height Options

**1210MM**  
FOR 40MM  
WORKTOPS

**1220MM**  
FOR 30MM  
WORKTOPS

**1230MM**  
FOR 20MM  
WORKTOPS

**1250MM**  
FOR  
STANDALONE  
USE

### Width Options

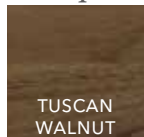
**600MM**  
WITH TWO  
BI-FOLD  
DOORS

**1200MM**  
WITH FOUR  
BI-FOLD  
DOORS

### Cabinet Colour Options



PORTLAND  
OAK



TUSCAN  
WALNUT



### Cabinets with Bi-Fold Doors

Cabinets with bi-fold doors are both a design statement and a practical addition to any kitchen space. Having doors that don't protrude into walking spaces is a luxurious feature when you're tight on space. Throw open the doors to new possibilities with bi-fold door options and you'll never need to compromise on style with our comprehensive offering.

- ✓ Perfect for tight spaces and a minimalist design
- ✓ Available in base cabinets, wall cabinets, tall cabinets and corner cabinet options



✓ Lifetime guarantee on all Blum moving parts



### Wall and Base Bi-Fold Cabinets

FIVE WIDTH  
OPTIONS

### Tall Bi-Fold Larder Cabinets

FIVE WIDTH  
OPTIONS

THREE  
HEIGHT  
OPTIONS



### *Cabinets with Sliding Doors*

Our sliding door cabinets are a great alternative to standard doors. The side-to-side mechanism stops doors protruding into walking spaces and soft close makes them a pleasure to use. They come with the benefit of internal lighting for added practicality and a wow factor that will bring a unique look to your home.

- ✓ Perfect for tight spaces and a minimalist design
- ✓ Included internal lighting, as standard
- ✓ Available ranges: Larna, Deco, Madoc, Milano and Ligna



✓ Lifetime guarantee on all Blum moving parts

### *Height Options*

288MM	360MM
-------	-------

575MM	720MM
-------	-------

### *Width Options*

1200MM	1600MM
--------	--------

1800MM	2000MM
--------	--------





### Three Drawer Finish Options

The key features you must know about our drawer options:

- ✓ Portland Oak, Tuscan Walnut and Legrabox R-Design options hold 40kg in a standard drawer and 70kg in a pan drawer
- ✓ Feather light glide with soft-close as standard



- ✓ Lifetime guarantee on all Blum moving parts



### Eleven Cabinet Colour Options

WHITE	IVORY	MUSSEL
SCOTS GREY	LIGHT GREY	HERITAGE GREY
HIGHLAND STONE	STONE GREY	LITHIUM GRAPHITE
PORTLAND OAK	TUSCAN WALNUT	



Freestanding Island Options



MARLBOROUGH MULBERRY  
FREESTANDING TABLE ISLAND



SOLVA SCOTS GREY PREP ISLAND



HARDWICK HIGHLAND STONE FREESTANDING ISLAND



OXWICH HIGHLAND STONE FREESTANDING ISLAND



HARDWICK OXFORD BLUE FREESTANDING ISLAND



SOLVA VINTAGE ROSE FREESTANDING ISLAND



MELROSE FREESTANDING ISLAND IN  
WISTERIA WITH DISPLAY DRAWER



SHERBORNE MULBERRY FREESTANDING ISLAND

## Utility and Laundry Room Organisation

Whilst the kitchens are the heart of our homes, utility rooms provide a practical workstation for the house, a dedicated area for laundry and space for other messy household chores. A well-planned utility room caters for washing baskets, ironing boards and vacuum cleaners. Our brand-new internal divider with dedicated ironing board storage ensures everything is perfectly stored when not in use.

- ✓ Dedicated ironing board storage
- ✓ Available for 500mm and 600mm cabinet widths
- ✓ Available for 1970mm and 2150mm larder heights



- ✓ Lifetime guarantee on all Blum moving parts

Visit our website to find out more.



INTERNAL DIVIDER FOR IRONING BOARD STORAGE, SHOWN IN PORTLAND OAK



BLOOMSBURY VINTAGE ROSE BOOT ROOM WITH INTERNAL DIVIDER FOR IRONING BOARD STORAGE

## Utility and Laundry Room Organisation

A Boot Room is an elegant transition from outdoors to indoors. Having a dedicated space ensures that you and your family's outdoor apparel remains at the ready within a moment's notice of a new outdoor adventure.

Available in our full palette of painted kitchen colours, as well as many of our other popular ranges, this really is a fabulous way of adding a little more luxury to your home, whilst seamlessly connecting the kitchen and utility areas.

Visit our website to find out more.







HARDWICK OXFORD BLUE WITH PORTLAND OAK BOOT ROOM

Classic Design Features



TRADITIONAL CANOPY



CLASSIC MANTLE WITH CORBELS



FRENCH MANTLE



TALL DRESSER WITH OPEN SHELVING AND  
PLATE RACK INSERT IN PORTLAND OAK



TALL DRESSER



ALCOVE SHELVING



GLASS CABINETS  
✓ INCLUDED INTERNAL LIGHTING, AS STANDARD

Classic Design Features



CHEF'S TABLE



WINE DRAWERS IN PORTLAND OAK  
✓ INCLUDED INTERNAL LIGHTING, AS STANDARD



CRATE LARDER IN PORTLAND OAK  
✓ INCLUDED INTERNAL LIGHTING, AS STANDARD



PLATE RACK AND WINE RACK INSERT IN PORTLAND OAK



WINE DRAWERS IN TUSCAN WALNUT  
✓ INCLUDED INTERNAL LIGHTING, AS STANDARD



CRATE DRAWERS IN PORTLAND OAK

Modern Design Features



Modern Design Features



FEATURE SPLASHBACKS, SHOWN IN MILANO EARTH STONE



FEATURE SPLASHBACKS, SHOWN IN METALIX COPPER




FEATURE SPLASHBACKS, SHOWN IN METALIX BRONZE



FEATURE PLINTH, SHOWN IN METALIX BRASS



MATCHING WORKTOP, SPLASHBACK AND UPSTANDS, SHOWN IN MILANO LEVANTE MARBLE



MATCHING DOOR AND WORKTOP SHOWN IN MILANO CARRARA MARBLE



## The *Living* Collection

### *Enhance your home*

The Living Collection is a range of freestanding furniture that enables you to connect seamlessly and complement the furniture between your kitchen and other areas of your home. It is all about creating your own style, perfect for multi-functional, family homes that embody today's demand for open plan living.

### Classic Configurations

Extend our timeless, classically styled kitchen furniture into your living spaces with our Classic freestanding furniture collection. Available in our Hampton, Marlborough or Melrose silk finish doors – you'll be spoilt for choice with our carefully selected palette of 25 painted colours.

Choose from the following width options: 500mm, 600mm, 800mm, 900mm, 1000mm, 1200mm (2 x 600mm drawers), 1500mm (3 x 500mm)



MARLBOROUGH LAVA SIDEBOARD WITH PORTLAND OAK



MARLBOROUGH HUNTER GREEN SIDE TABLE



MARLBOROUGH LAVA TALL DRESSER WITH OPEN SHELVES IN PORTLAND OAK

### Freestanding Options



OPEN COFFEE TABLE  
(HEIGHT 478MM)



COFFEE TABLE  
(HEIGHT 478MM)



SIDE TABLE  
(HEIGHT 766MM)



SIDEBOARD  
(HEIGHT 766MM)



SIDEBOARD WITH MEDIA SHELF  
(HEIGHT 766MM)



MID-HEIGHT DRESSER  
(HEIGHT 1396MM)



MID HEIGHT DRESSER WITH OPEN SHELVES  
190 (HEIGHT 1396MM)



TALL DRESSER  
(HEIGHT 1702MM)



TALL DRESSER WITH OPEN SHELVES  
(HEIGHT 1702MM)

### Colour Options



WHITE



SCOTS GREY



LIGHT GREY



DUST GREY



GRAPHITE



IVORY



HERITAGE GREY



HIGHLAND STONE



FARRINGDON GREY



STONE GREY



LAVA



LIGHT BLUE



POWDER BLUE



COASTAL MIST



WINDSOR BLUE



OXFORD BLUE



BISCUIT



SAGE GREEN



OLIVE



NEW FOREST



HUNTER GREEN



WISTERIA



MULBERRY



VINTAGE ROSE



CLARET

### Cabinet and Worktop Options



PORTLAND OAK



TUSCAN WALNUT



### Modern Configurations

Create a seamlessly sleek look throughout your home with our modern freestanding furniture. Our modern configurations are available in six of our wonderful modern doors - Deco, Larna, Ligna (Mayfield Oak only), Lumina, Madoc and Sutton.

Choose from the following width options: 500mm, 600mm, 800mm, 900mm, 1000mm, 1200mm (2 x 600mm drawers), 1500mm (3 x 500mm)



LIGNA MAYFIELD OAK COFFEE TABLE



LARNA GRAPHITE SIDEBOARD



SUTTON AUTUMN BLUSH SIDEBOARD WITH MEDIA SHELF

### Freestanding Options



COFFEE TABLE



SIDEBOARD



SIDEBOARD WITH MEDIA SHELF

### Colour Options


CABINET COLOUR	CABINET COLOUR	CABINET COLOUR		CABINET COLOUR	CABINET COLOUR	CABINET COLOUR	CABINET COLOUR	CABINET COLOUR	CABINET COLOUR	
WHITE SILK OR GLOSS	SCOTS GREY SILK, GLOSS OR GRAINED	LIGHT GREY SILK, GLOSS OR GRAINED	DUST GREY SILK	GRAPHITE SILK, GLOSS OR GRAINED	IVORY GLOSS	MUSSEL	HERITAGE GREY SILK OR GLOSS	HIGHLAND STONE SILK, GLOSS OR GRAINED	FARRINGTON GREY SILK, GLOSS OR GRAINED	
CABINET COLOUR										
STONE GREY SILK, GLOSS OR GRAINED	BURNT UMBER SILK	COASTAL MIST SILK	INKWELL SILK	HEATHER SLATE SILK	NUTMEG GLOSS	NEW FOREST SILK	AUTUMN BLUSH SILK			
SILVER OXIDE	COPPER OXIDE	PORCELANA SILVER	PORCELANA GOLD	HENLEY OAK	PORTLAND OAK	MAYFIELD OAK	TUSCAN WALNUT	DRIFTWOOD	HOXTON OAK	
RECLAIMED OAK	URBAN SUEDE									

The *Living* Collection

### ***The Media Centre***

Add a sleek Media Centre to your open-plan living scheme to integrate beautiful storage into your living area. Choose to match or contrast with your kitchen design and create a truly harmonious design.

Speak to your nearest retailer about further personalising your space by adding a Media Centre into your design.



## *Choose boldly. Why not?*

We have taken you on a journey of colour, texture and finish. Along the way, we have explored how to mix and match different shades to create design statements that are personal to you. Maybe you've already found your winning colour combination. Was it our Warm Greys that caught your attention, or did you perhaps find yourselves captivated by our Blissful Blues?

There's no need to worry if you haven't yet found the dream combination to stop you in your tracks. The following pages will allow you to view all of our kitchen ranges, from Modern to Classic, as well as the compelling colour and texture options we have available.

Choose your colour. Choose your finish. **Choose Masterclass.**

## Larna



- MFC flat slab door
- Horizontal grain paint effect to front and back of door
- 1mm ABS edging
- 18mm thick flat slab door



2

## Ligna



- MFC flat slab door
- 18mm thick with matching decor front and back
- 1mm matching ABS edge



**LIGNA**  
ALSO AVAILABLE:


- ✓ Matching splashbacks
- ✓ Matching upstands
- ✓ Matching 40mm cut and edged worktops

2

## Lumina



- 18mm MDF flat slab door
- High gloss acrylic face
- 1mm radius to external edges
- The reverse of the door has a textured finish
- Matching ABS solid edging
- Choose from a matching or 'duo' glass effect edge



2/3

## Madoc



- MFC flat slab door
- Vertical grain structure to front and back
- 1mm matching ABS edge, PUR glued
- 18mm thick flat slab door



PORTLAND OAK



HENLEY OAK




TUSCAN WALNUT



HOXTON OAK



DRIFTWOOD




RECLAIMED OAK



URBAN SUEDE

2


## Sutton



- MDF core flat slab door
- 'Silk' finished cold pressed front face
- 1mm 'Silk' ABS edging
- 1mm soft radius corners and edges
- The door has a matching reverse
- Doors and drawers 18.5mm thick
- Choose from a matching or Birch Ply effect edge



WHITE



SCOTS GREY



LIGHT GREY



DUST GREY



GRAPHITE



HERITAGE GREY



HIGHLAND STONE



FARRINGDON GREY



STONE GREY



BURNT UMBER



COASTAL MIST



INKWELL



HEATHER SLATE



NEW FOREST



AUTUMN BLUSH



MATCHING ABS EDGE



BIRCH PLY EFFECT EDGE

2

## Deco




- MFC flat slab door
- 18mm thick with lifelike decor to the front and a smooth back
- 1mm ABS edging



SILVER OXIDE



COPPER OXIDE




PORCELANA SILVER



PORCELANA GOLD

3

## Hampton




- MDF slab door
- Painted in a super smooth 'Silk' polyester paint to front, back and all edges
- Doors and drawers 18mm thick

5



## Oxwich




- MDF slab door
- Painted in a polyester paint to front, back and all edges
- Vertical grain texture
- Doors and drawers 18mm thick

5



## Amalfi



- A smooth, velvet-to-touch, lacquered flat slab door
- 1mm ABS edge
- Melamine finish to the reverse
- Doors and drawers are 18.6mm thick
- Stain resistant and easy to clean

5



SUNSET

ONYX

## Italia



- MDF slab with J-pull handle design
- 2mm radius to edges
- Over painted in a high gloss finish
- Melamine finish to the reverse
- Doors and drawers are 22mm thick

6




WHITE

LIGHT GREY

DUST GREY

HERITAGE GREY

## Melrose



- MDF slab door with small groove detail forming a 28mm wide 'inframe' effect to doors and drawers
- Painted in a super smooth 'Silk' polyester paint to front, back and all edges
- Doors and drawers 18mm thick

6



WHITE

SCOTS GREY

LIGHT GREY

DUST GREY

GRAPHITE

IVORY

HERITAGE GREY

HIGHLAND STONE

FARRINGTON GREY

STONE GREY

LAVA

LIGHT BLUE

POWDER BLUE

COASTAL MIST

WINDSOR BLUE

OXFORD BLUE

BISCUIT

SAGE GREEN

OLIVE

NEW FOREST

HUNTER GREEN

WISTERIA

MULBERRY

VINTAGE ROSE


CLARET

## Milano



- MDF flat slab door
- 18mm frontage decor laminated front and reverse (19.2mm finished size)
- 1mm ABS edging

6




ARCTIC FROST    SILVER SHADOW    RUSTIC LEATHER    LEVANTE MARBLE    CARRARA MARBLE    EARTH STONE    STORM CLOUD    TRUFFLE PIETRA    MIDNIGHT PIETRA

**MILANO**  
ALSO AVAILABLE:

- ✓ Matching splashbacks
- ✓ Matching upstands
- ✓ Matching 20mm cut and edged worktops

## Roma



- MDF slab door with J-pull handle design
- Painted in a super smooth 'Silk' polyester paint to front, back and all edges
- Doors and drawers 22mm thick

6



WHITE    SCOTS GREY    LIGHT GREY    DUST GREY    GRAPHITE    IVORY    HERITAGE GREY    HIGHLAND STONE    FARRINGTON GREY



STONE GREY    LAVA    LIGHT BLUE    POWDER BLUE    COASTAL MIST    WINDSOR BLUE    OXFORD BLUE    BISCUIT    SAGE GREEN



OLIVE    NEW FOREST    HUNTER GREEN    WISTERIA    MULBERRY    VINTAGE ROSE    CLARET

## Metalix



- MDF flat slab door
- 18mm core with silver laminated reverse (19.2mm finished size)
- Laminated front finished with aluminium metallic foil with vertical brushed effect
- 1mm 3D metallic finish edging

7



ALUMINIUM    TITANIUM    BRONZE    COPPER    BRASS

**METALIX**  
ALSO AVAILABLE:

- ✓ Matching splashbacks
- ✓ Matching upstands



## Hatfield



- 22mm thick MDF five-piece shaker with small V joint detail
- Classic moulded frame
- Paint effect woodgrain finish
- Drawer fronts are solid slab design




SCOTS GREY



LIGHT GREY



DUST GREY



HIGHLAND STONE



MOONLIGHT BLUE



PINE GREEN



GRAPHITE

4

## Kensington



- 22mm thick MDF five-piece slim shaker
- 60mm stiles and rails
- Wrapped door in vertical grained vinyl
- Drawer fronts are solid slab design




SCOTS GREY



LIGHT GREY



DUST GREY



HIGHLAND STONE



MOONLIGHT BLUE




PINE GREEN

4


## Padstow



- 22mm thick MDF five-piece shaker
- 75mm stiles and rails
- Wrapped door with a matt vinyl finish
- Drawer fronts are solid slab design




SCOTS GREY



LIGHT GREY



DUST GREY



HIGHLAND STONE



MOONLIGHT BLUE

4

## Ashbourne




- 20mm thick square solid Ash frame door with 85mm stiles and rails with an internal mould
- Veneered centre panel
- Grain structure visible through painted surface
- Drawer fronts are a solid slab design

ALSO AVAILABLE IN

- ✓ A primed option so that you can paint your new kitchen in any colour your heart desires!



## Bloomsbury



- 18.5mm MDF door with 60mm slim shaker design
- Painted in a super smooth 'Silk' polyester paint to front, back and all edges
- Drawer fronts are a solid slab design
- Doors and drawers 18.5mm thick



## Carnegie



- 20mm thick square solid Ash frame door with 105mm wide stiles and rails and V joint detail to the frame
- Veneered raised and fielded centre panel
- Grain structure visible through painted surface
- Drawer fronts are a traditional slab design

**ALSO AVAILABLE IN**

- ✓ Our primed option so that you can paint your new kitchen in any colour your heart desires!



7

## Hardwick



- 20mm thick, solid Ash frame slim shaker door with 75mm stiles and shallow recess Ash veneer centre panel
- Drawer fronts up to 175mm are a solid slab design, drawer fronts 283mm and higher are a shaker design
- Grain structure visible through painted surface


**ALSO AVAILABLE IN**

- ✓ Our primed option so that you can paint your new kitchen in any colour your heart desires!



7

## Marlborough



- 20mm MDF door with 90mm shaker design
- Painted in a super smooth 'Silk' polyester paint to front, back and all edges
- Drawer fronts are a solid slab design
- Doors and drawers 18.5mm thick

7



## Sherborne



- 20mm thick, square solid Ash shaker door with 105mm wide stiles and rails and V joint detail to the frame
- Flat Ash veneered centre panel
- Grain structure visible through painted surface

ALSO AVAILABLE IN

- ✓ Our primed option so that you can paint your new kitchen in any colour your heart desires!

7



# Solva



7

- 20mm thick, square solid Ash wide frame door with 105mm wide stiles and rails with V joint detail to frame
- Chamfered moulding to the inside edge around a flat Ash veneered centre panel
- Drawer fronts up to 175mm are a solid slab design, drawer fronts 283mm and higher are a shaker design
- Grain structure visible through painted surface

*ALSO AVAILABLE IN*

- ✓ Our primed option so that you can paint your new kitchen in any colour your heart desires!
- ✓ Natural Oak is the perfect way to create a true country classic



## *Perfect Pairings*

### CHOOSING YOUR PERFECT HANDLES

When choosing your kitchen handles, you will want to make sure that they reflect your personality and enhance your kitchen style.

To see more of our handle advice and options, please visit our website.



*Brecon Cup, Curved Pull and Knob*



*Edge Straight Handle*



*Hexagonal T-Bar and Handle*



*Metallic Edge, Pull and Bar Handle*



*Henley Knurled Knob and Bar Handle*



*Monmouth Cup and Knob Handle*



*Calgary Pull, Knob and Cup Handle*



*Modern T Pull and Double T-Pull Handle*

## Thinking inside of the box

### OUR CABINETRY

How we live in our homes is evolving. Space-saving and easy to use storage solutions remain at the top of our wish lists, so we have torn up the rule book and opened the door to new opportunities.

Our cabinets are easy to use and offer you more space. By eliminating the need for old fashioned centre posts that appear inside most kitchen cabinets, we maximise every bit of available space and have increased the storage capacity by up to 30%!

Why not take a look at your current kitchen to fully appreciate the aesthetic and practical benefits that our market leading cabinetry can bring to your home?



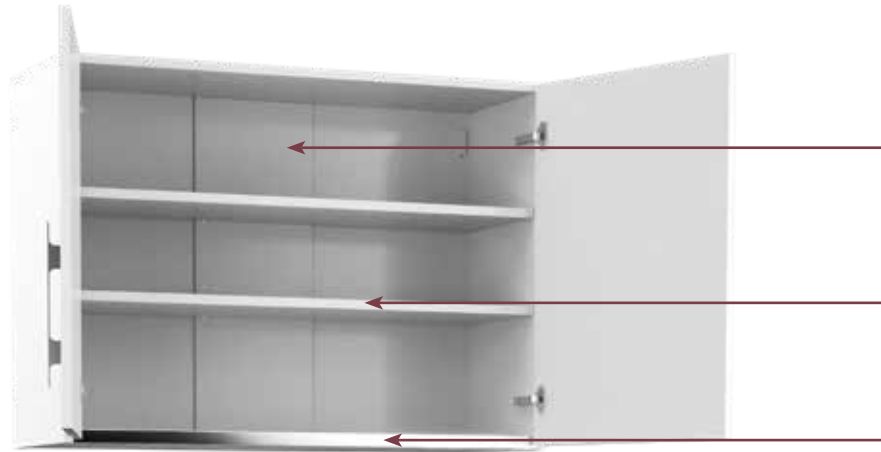
✓ Lifetime guarantee on all Blum moving parts



✓ 10-year warranty on cabinetry



✓ 3-year warranty on door frontages and decor panels



#### No Centre Post


INCREASED SPACE, EASY ACCESS TO THE FULL WIDTH OF THE CABINET AND MORE USER FRIENDLY

#### Deeper Cabinets

OUR STANDARD WALL CABINETS OFFER 30% MORE STORAGE CAPACITY

#### Cabinet Rigidity

THE ALUMINIUM PROFILE PROVIDES ADDED STABILITY AND SECURITY FROM ITEMS FALLING OUT OF THE CABINET



#### Solid Cabinets

OUR CABINETS ARE BUILT TO LAST, WITH 18MM TOP AND BACK PANELS FOR ADDED STRENGTH AND STABILITY

#### No Centre Post

INCREASED SPACE, EASY ACCESS TO THE FULL WIDTH OF THE CABINET AND MORE USER FRIENDLY

#### Deeper Cabinets

OUR STANDARD BASE CABINETS OFFER 17% MORE USEABLE SHELF SPACE

#### Streamlined Hinge

SUPERIOR INLINE HINGE NOW OFFERS AN IMPROVED AESTHETIC VIEW

#### Cabinet Stability

SIX CABINET LEGS WITH SUPERIOR FIXINGS FOR INCREASED CABINET STRENGTH





## *Range Finder*

AMALFI	48, 49, 112, 113, 114, 115
ASHBOURNE	82, 83, 104, 105, 146, 147
BLOOMSBURY	14, 15, 16, 17, 130, 131
CARNEGIE	42, 43, 135
DECO	112, 113, 136, 137
HAMPTON	52, 53, 138, 139, 152, 153
HARDWICK	22, 23, 24, 25, 36, 37, 38, 39, 84, 85, 86, 87, 148, 147
HATFIELD	72, 73, 74, 75
ITALIA	120, 121
KENSINGTON	20, 21, 40, 41
LARNA	110, 111, 116, 117
LIGNA	26, 27, 50, 51, 60, 61, 66, 67, 90, 91, 94, 95, 106, 107
LUMINA	26, 27, 54, 55, 108, 109, 122, 123
MADOC	48, 49, 54, 55, 56, 57, 58, 59, 60, 61, 62, 63, 64, 65, 66, 67, 116, 117
MARLBOROUGH	18, 19, 88, 89, 102, 103
MELROSE	154, 155
METALIX	26, 27, 50, 51, 56, 57, 60, 61, 66, 67, 90, 91, 106, 107
MILANO	26, 27, 50, 51, 54, 55, 56, 57, 60, 61, 62, 63, 64, 65, 72, 73, 74, 75, 90, 91, 94, 95, 106, 107, 108, 109, 122, 123
OXWICH	28, 29
PADSTOW	44, 45, 80, 81
ROMA	92, 93, 118, 119
SHERBORNE	134, 150, 151
SOLVA	46, 47, 76, 77, 78, 79, 132, 133
SUTTON	26, 27, 50, 51, 56, 57, 58, 59, 60, 61, 62, 63, 90, 91, 94, 95, 106, 107, 110, 111, 136, 137



